



Border™ ReadyLatch™ Quiet-Close™

Elongated toilet seat
K-24495-A

Features

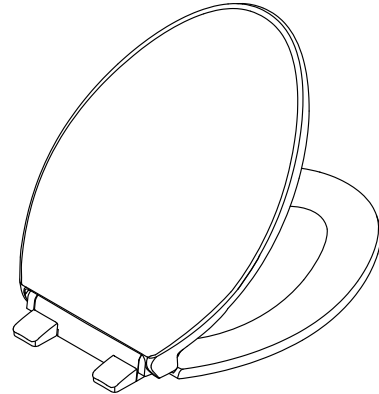
- Grip-Tight installation hardware makes it easy to fasten the seat – everything is done from above the bowl.
- ReadyLatch™ hinge provides a positive lock/unlock latch to securely hold seat in position, yet easily remove for cleaning and enable adjustability for proper fit.
- Grip-Tight bumpers hold seat firmly in place.
- Quiet-Close™ elongated seat allows seat to close quietly.
- Elongated closed-front seat.
- Contoured seat for user comfort.
- Antimicrobial agent inhibits growth of odor-causing bacteria, mold, and mildew. This product does not protect users against bacteria, viruses, or other disease organisms. Always clean and wash this product thoroughly before and after each use.

Material

- Plastic construction.

Installation

- For nonresidential applications, K-7671 or K-20110 is recommended.



Codes/Standards











None Applicable

KOHLER® One-Year Limited Warranty

See website for detailed warranty information.

Available Colors/Finishes

Color tiles intended for reference only.

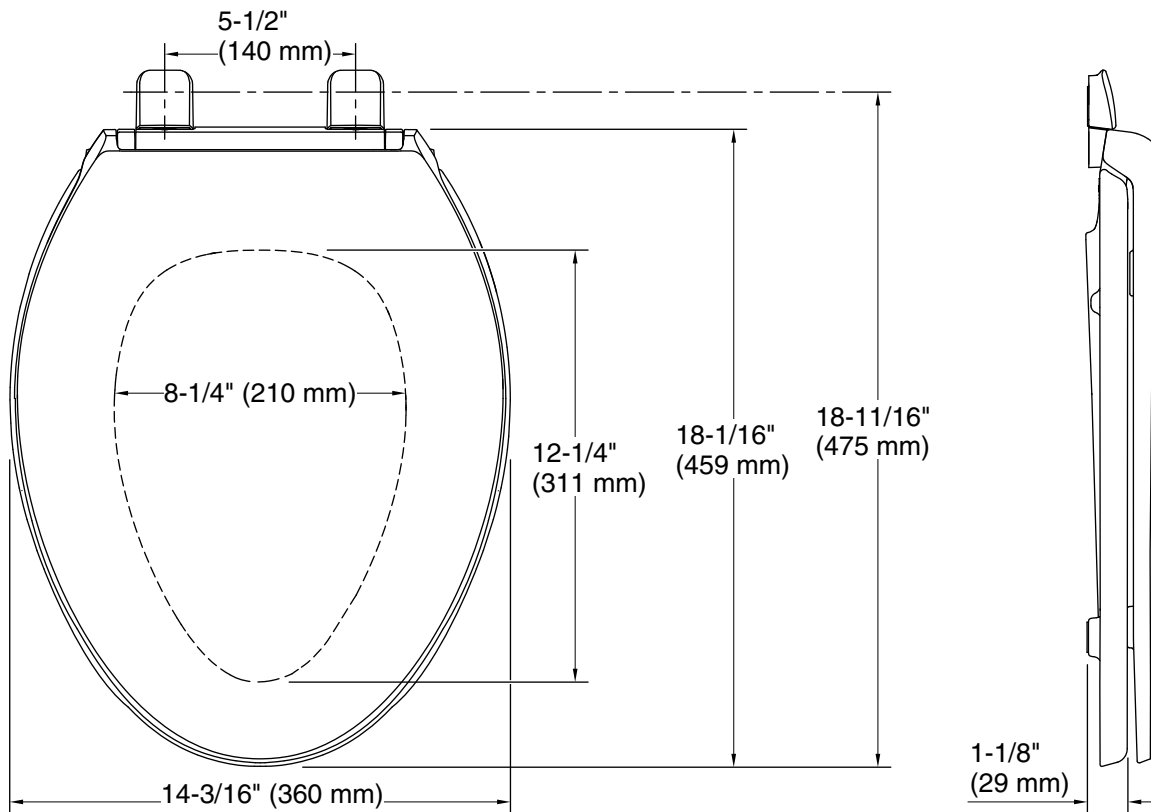
Color	Code	Description
	0	White
	96	Biscuit
	47	Almond
	NY	Dune
	95	Ice™ Grey
	G9	Sandbar
	K4	Cashmere
	58	Thunder™ Grey
	7	Black Black™
	TRF	Truffle



Border™ ReadyLatch™ Quiet-Close™

Elongated toilet seat

K-24495-A



Technical Information

All product dimensions are nominal.

Seat shape type: Elongated
Seat front type: Closed-front
Seat-mounting holes: 5-1/2" (140 mm)

Notes

Install this product according to the installation instructions.