

## Features

- Cut and insert your own tile into the grate panel for a custom design that blends with the rest of your shower floor.
- Rigid, precision-machined tile-in grate panel offers best-in-class drain aesthetic.
- Easily field-trimmable to fit any showering space.
- Lightweight yet durable grate insert is easy to handle during installation and throughout product life.
- Thread-in, rubber-capped grate feet offer secure placement within drain channel.
- Feet are height-adjustable up to one inch and easily accessible through the top of grate for a faster, more precise installation.
- Requires K-80646 Kohler 2½" linear drain channel.

## Material

- Anodized aluminum construction.
- KOHLER finishes resist corrosion and tarnishing.

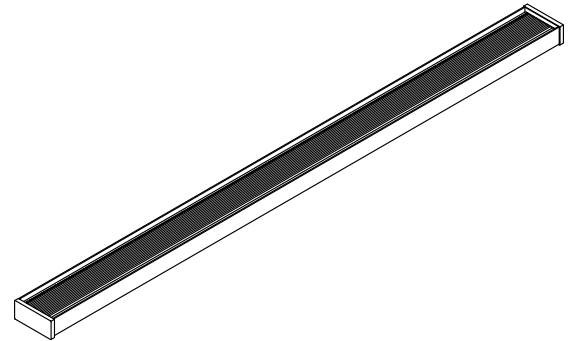
## Installation

- Field trimmable to accommodate customize size and installation.

## Included Components

Additional Components:

- End caps
- Mounting feet
- Stainless steel lift key
- Universal hardware kit



## Codes/Standards

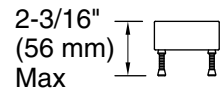
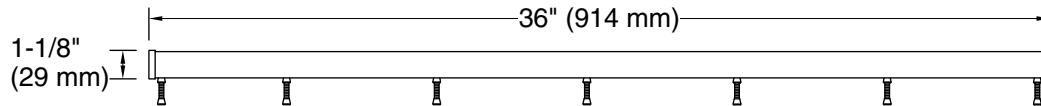

ASME A112.18.2/CSA B125.2

## KOHLER® One-Year Limited Warranty

See website for detailed warranty information.



2½" x 36" linear drain grate with tile-in panel  
K-80647



**Technical Information**

All product dimensions are nominal.

Material: Anodized Aluminum

**Notes**

Install this product according to the installation instructions.