

382-387 SUMMIT® 1.28



Elongated Front, Vitreous China, Two-Piece Toilet

FEATURES

- High performance MagnaFlush™ flushing technology
- SmartFasten™ 3-bolt tank-to-bowl connection
- 1.28 gpf / 4.8 lpf low water consumption
- Elongated front bowl
- PuraClean® easy-to-clean glaze
- Pilot operated anti-siphon fill valve
- 3" Rigid Flapper flush valve – requires less force to flush, is more consistent and uses a simple universal repair part/seal
- Model 57 chrome-plated, metal trip lever
- 12" rough-in
- 2" glazed trapway
- The Mansfield® limited lifetime warranty on china; Five-year limited warranty on tank trim
- Available in White, Biscuit and Bone



MODEL 382-387

Toilet seat not included

Available as CTK






ELONGATED



CTK

COMPONENTS

MODEL #	DESCRIPTION	CODES/STANDARDS
382-387	Elongated front, two-piece toilet. Less toilet seat and supply. Specify color.	  
382	Elongated front toilet bowl only. Less toilet seat and supply. Specify color.	
387	Tank and cover only, with left hand, front-mount, chrome-plated, metal trip lever. Less supply. Specify color.	

TANK TRIM & REPLACEMENT PARTS

57	Trip lever - chrome-plated, metal trip lever, left hand
2036-1212	Summit® 1.28 rigid flapper flush valve
2206	Pilot operated fill valve
630-0030	Replacement flush valve seal
386-LID	Tank lid





382-387 SUMMIT[®] 1.28



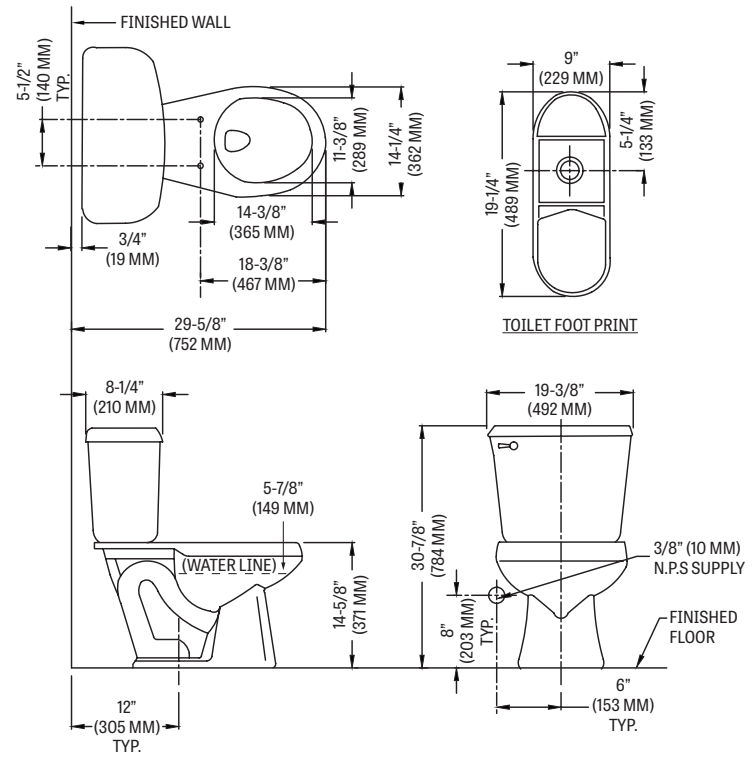
Elongated Front, Vitreous China, Two-Piece Toilet

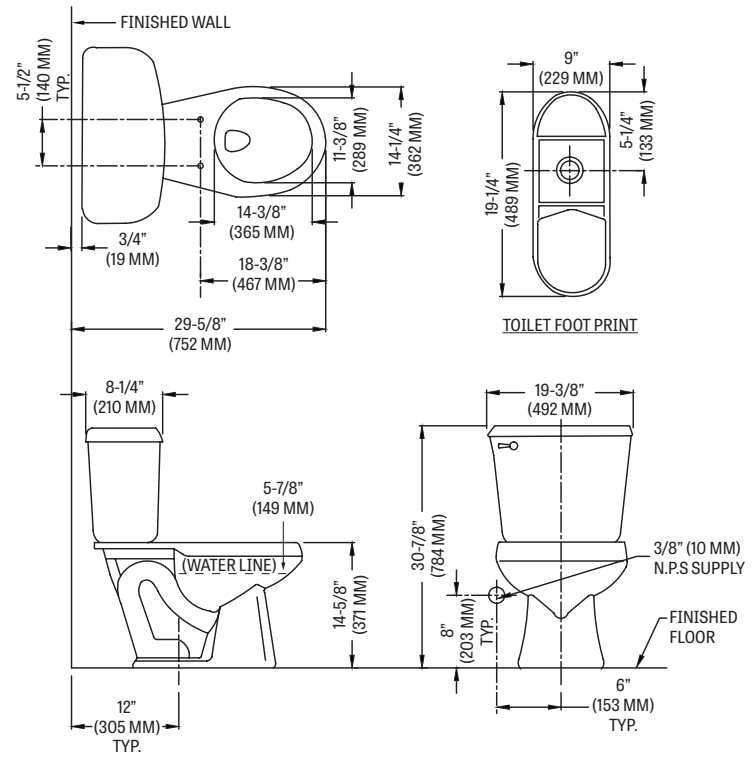
SPECIFICATIONS

MODEL #	DESCRIPTION	CODES/STANDARDS
382-387	Elongated front, (1.28 gpf/4.8 lpf) two-piece toilet	  

MATERIAL	Vitreous China
WATER PRESSURE RANGE	20 to 80 PSI
FLUSH SYSTEM	MagnaFlush™ flushing technology
WATER USAGE	1.28 gpf / 4.8 lpf
WATER SURFACE AREA	9' X 10'
ROUGH-IN	12'
MAP RATING	1,000 grams

TRAP DIAMETER	2'
TRAP SEAL	2-1/4'
SHIPPING WEIGHT	Model 382 - 50 lbs. (22.6 kg) Model 387 - 36 lbs. (16.3 kg)
WARRANTY	Vitreous China - Limited Lifetime Tank Trim - Limited Five Year

TANK OPTIONS		TECHNICAL INFORMATION
387RH	Variation of model 387, with right hand trip lever.	<p>Note: these dimensions are nominal and subject to change without notice.</p> 
387LT	Variation of model 387, with tank liner.	



Fixture performance and specifications meet or exceed ASME A112.19.2-2013/CSA B45.1-13 standards, and other state and local codes.

