

FEATURES

- Granite & Marble are natural hard stones polished to a smooth, high gloss finish. Natural stone has typical variations in both color and pattern. Variations may occur in different vanity tops of the same color.
- Nouveau Collection vanity tops in standard sizes with profiled front edge and bowl cut-out edge in 2 styles: Beveled, Eased.
- Undermount china oval bowl. 19 1/4" tops include 14" x 11" bowl, 22 1/4" tops include 17" x 14" bowl.
- Thickness: 1 1/4"
- 4" high x 3/4" deep loose backsplash with eased edge profile. Backsplash length is 1/4" shorter than vanity top length.
- Single, 4" or 8" faucet hole drillings
- Depths: 19 1/4" & 22 1/4"
- Single and Double bowls.
- 10 Year Ltd. Residential Warranty
3 Year Ltd. Commercial Warranty



Giallo Ornamentale granite vanity top with beveled edge

To Be Specified: Vanity Top Size

Bowl	Length (A)		Model No.	Ship Wt.	19-1/4" Depth			22-1/4" Depth			
					Bowl Depth (B)	Bowl Depth (C)		Model No.	Ship Wt.	Bowl Depth (B)	Bowl Depth (C)
Single	25"	<input type="checkbox"/>	G2519	85 lbs.	8 1/4"	8 3/4"	<input type="checkbox"/>	G2522	91 lbs.	8 3/4"	9 1/4"
Single	31"	<input type="checkbox"/>	G3119	94 lbs.	8 1/4"	8 3/4"	<input type="checkbox"/>	G3122	102 lbs.	8 3/4"	9 1/4"
Single	37"	<input type="checkbox"/>	G3719	104 lbs.	8 1/4"	8 3/4"	<input type="checkbox"/>	G3722	113 lbs.	8 3/4"	9 1/4"
Single	43"						<input type="checkbox"/>	G4322	124 lbs.	8 3/4"	9 1/4"
Single	49"	<input type="checkbox"/>	G4919	123 lbs.	8 1/4"	8 3/4"	<input type="checkbox"/>	G4922	135 lbs.	8 3/4"	9 1/4"
Single	61"						<input type="checkbox"/>	G6122	157 lbs.	8 3/4"	9 1/4"
Double	61"						<input type="checkbox"/>	G61222*	167 lbs.	8 3/4"	9 1/4"
Sidesplash LH		<input type="checkbox"/>	SSLG19	20 lbs.			<input type="checkbox"/>	SSLG22	20 lbs.		
Sidesplash RH		<input type="checkbox"/>	SSRG19	20 lbs.			<input type="checkbox"/>	SSRG22	20 lbs.		

*Bowl Center: 61" double bowls 15-1/2" L/R


COLORS

- 1 Marble color
- 11 Granite colors

OPTIONS

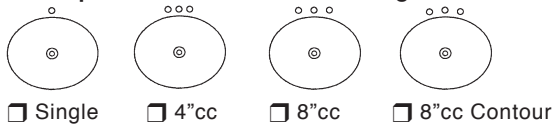
- Side Splashes with eased edge profile. See note below.

Backsplash



Loose

To Be Specified: Faucet Hole Drilling



Single 4"cc 8"cc 8"cc Contour

To Be Specified: Bowl Color



White 01 Biscuit 08

To Be Specified: Front Edge Profile



1-1/4" Bevel

1-1/4" Eased

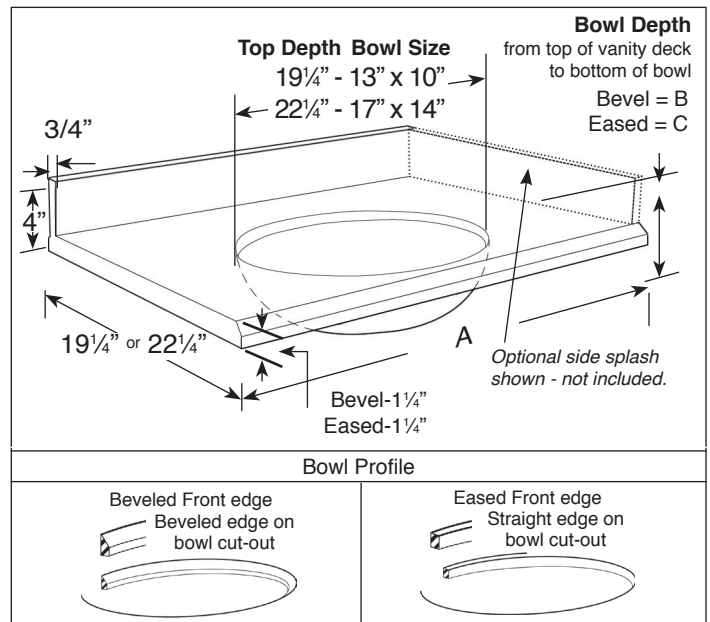
To Be Specified: Vanity Top Color

Marble Color

M1 White Carrara

Granite Colors

<input type="checkbox"/> E3 Uba Verde	<input type="checkbox"/> E1 Giallo Veneziano	<input type="checkbox"/> F2 Giallo Ornamentale	<input type="checkbox"/> F8 Antique Brown
<input type="checkbox"/> E5 Baltic Brown	<input type="checkbox"/> F4 Rosselin White	<input type="checkbox"/> F6 Black Galaxy	<input type="checkbox"/> G2 Giallo Parfait
<input type="checkbox"/> E8 Blue Pearl	<input type="checkbox"/> F5 Absolute Black	<input type="checkbox"/> F7 River White	



VANITY TOPS

- Side Splashes with eased edge profile. 4" high x 3/4" deep loose side splash is set on after backsplash is installed and butts up to backspalsh. Side splash length stops at front edge where profile begins.


Colors shown on back

QUICK SHIP

Nouveau Collection Marble & Granite


Vanity Top Colors

MARBLE Marble is a natural stone product. Variations may occur in different vanity tops of the same color.

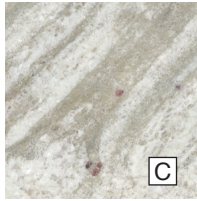


□ White Carrara **M1**


GRANITE Granite is a natural stone product. Variations may occur in different vanity tops of the same color.




□ Rosselin White **F4**




□ River White **F7**




□ Baltic Brown **E5**




□ Uba Verde **E3**




□ Giallo Parfait **G2**



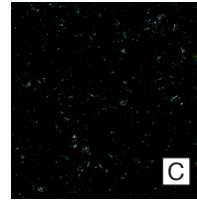
□ Giallo Ornamentale **F2**




□ Blue Pearl **E8**




□ Giallo Veneziano **E1**



□ Absolute Black **F5**



□ Black Galaxy **F6**



□ Antique Brown **F8**